

Summary Results Report  
TX Coleman County 260303 Primary Election 6110  
March 3, 2026

OFFICIAL RESULTS  
JOINT PRIMARY ELECTION  
Coleman County

<b>Statistics</b>	TOTAL
Election Day Precincts Reporting	4 of 4
Precincts Complete	0 of 4
Precincts Partially Reported	4 of 4
Absentee/ Early Precincts Reporting	4 of 4
Registered Voters - Total	6,101
Registered Voters - Republican Party	0
Registered Voters - Democratic Party	0
Registered Voters - NONPARTISAN	6,101
Ballots Cast - Total	1,800
Ballots Cast - Republican Party	1,655
Ballots Cast - Democratic Party	145
Ballots Cast - NONPARTISAN	0
Ballots Cast - Blank	0
Voter Turnout - Total	29.50%
Voter Turnout - Republican Party	0.00%
Voter Turnout - Democratic Party	0.00%
Voter Turnout - NONPARTISAN	0.00%

Summary Results Report  
 TX Coleman County 260303 Primary Election 6110  
 March 3, 2026

OFFICIAL RESULTS  
 JOINT PRIMARY ELECTION  
 Coleman County

**REP US Senator**

Vote For 1

	TOTAL	VOTE %	
Ken Paxton	768	46.40%	
Wesley Hunt	167	10.09%	
Sara Canady	15	0.91%	
Virgil John Bierschwale	3	0.18%	
Anna Bender	12	0.73%	
John Cornyn	628	37.95%	
Gulrez "Gus" Khan	8	0.48%	
John O. Adefope	5	0.30%	
Total Votes Cast	1,606	97.04%	
Overvotes	0	0.00%	
Undervotes	49	2.96%	
Contest Totals	1,655	100.00%	
Precincts Reporting	4 of 4		

**REP US Representative, District 11**

Vote For 1

	TOTAL	VOTE %	
August Pfluger	1,378	83.26%	
Total Votes Cast	1,378	83.26%	
Overvotes	0	0.00%	
Undervotes	277	16.74%	
Contest Totals	1,655	100.00%	
Precincts Reporting	4 of 4		

**REP Governor**

Vote For 1

	TOTAL	VOTE %	
Arturo Espinosa	17	1.03%	
Greg Abbott	1,365	82.48%	
Pete "Doc" Chambers	180	10.88%	
Stephen Samuelson	10	0.60%	
Evelyn Brooks	15	0.91%	
Kenneth Hyde	4	0.24%	
Ronnie Tullos	5	0.30%	
Nathaniel Welch	3	0.18%	
Mark V. Goloby	2	0.12%	
R.F. "Bob" Achgill	3	0.18%	
Charles Andrew Crouch	11	0.66%	
Total Votes Cast	1,615	97.58%	
Overvotes	0	0.00%	
Undervotes	40	2.42%	
Contest Totals	1,655	100.00%	
Precincts Reporting	4 of 4		

Summary Results Report  
 TX Coleman County 260303 Primary Election 6110  
 March 3, 2026

OFFICIAL RESULTS  
 JOINT PRIMARY ELECTION  
 Coleman County

**REP Lieutenant Governor**

Vote For 1

	TOTAL	VOTE %	
Esala Wueschner	20	1.21%	
Dan Patrick	1,375	83.08%	
Timothy Mabry	126	7.61%	
Perla Munoz Hopkins	42	2.54%	
Total Votes Cast	1,563	94.44%	
Overvotes	0	0.00%	
Undervotes	92	5.56%	
Contest Totals	1,655	100.00%	
Precincts Reporting	4 of 4		

**REP Attorney General**

Vote For 1

	TOTAL	VOTE %	
Aaron Reitz	235	14.20%	
Joan Huffman	319	19.27%	
Mayes Middleton	431	26.04%	
Chip Roy	490	29.61%	
Total Votes Cast	1,475	89.12%	
Overvotes	0	0.00%	
Undervotes	180	10.88%	
Contest Totals	1,655	100.00%	
Precincts Reporting	4 of 4		

**REP Comptroller of Public Accounts**

Vote For 1

	TOTAL	VOTE %	
Christi Craddick	405	24.47%	
Don Huffines	711	42.96%	
Kelly Hancock	371	22.42%	
Michael Berlanga	24	1.45%	
Total Votes Cast	1,511	91.30%	
Overvotes	0	0.00%	
Undervotes	144	8.70%	
Contest Totals	1,655	100.00%	
Precincts Reporting	4 of 4		

**REP Comm General Land Office**

Vote For 1

	TOTAL	VOTE %	
Dawn Buckingham	1,347	81.39%	
Total Votes Cast	1,347	81.39%	
Overvotes	0	0.00%	
Undervotes	308	18.61%	
Contest Totals	1,655	100.00%	
Precincts Reporting	4 of 4		

Summary Results Report  
 TX Coleman County 260303 Primary Election 6110  
 March 3, 2026

OFFICIAL RESULTS  
 JOINT PRIMARY ELECTION  
 Coleman County

**REP Commissioner of Agriculture**

Vote For 1

	TOTAL	VOTE %	
Nate Sheets	543	32.81%	
Sid Miller	948	57.28%	
Total Votes Cast	1,491	90.09%	
Overvotes	0	0.00%	
Undervotes	164	9.91%	
Contest Totals	1,655	100.00%	
Precincts Reporting	4 of 4		

**REP Railroad Commissioner**

Vote For 1

	TOTAL	VOTE %	
Hawk Dunlap	262	15.83%	
Bo French	168	10.15%	
Jim Wright	563	34.02%	
Katherine Culbert	97	5.86%	
James (Jim) Matlock	315	19.03%	
Total Votes Cast	1,405	84.89%	
Overvotes	0	0.00%	
Undervotes	250	15.11%	
Contest Totals	1,655	100.00%	
Precincts Reporting	4 of 4		

**REP Chief Justice, Supreme Court**

Vote For 1

	TOTAL	VOTE %	
Jimmy Blacklock	1,335	80.66%	
Total Votes Cast	1,335	80.66%	
Overvotes	0	0.00%	
Undervotes	320	19.34%	
Contest Totals	1,655	100.00%	
Precincts Reporting	4 of 4		

**REP Justice, Supreme Court, PI 2 Unexp**

Vote For 1

	TOTAL	VOTE %	
James P. Sullivan	1,324	80.00%	
Total Votes Cast	1,324	80.00%	
Overvotes	0	0.00%	
Undervotes	331	20.00%	
Contest Totals	1,655	100.00%	
Precincts Reporting	4 of 4		

Summary Results Report  
 TX Coleman County 260303 Primary Election 6110  
 March 3, 2026

OFFICIAL RESULTS  
 JOINT PRIMARY ELECTION  
 Coleman County

**REP Justice, Supreme Court, PI 7**

Vote For 1

	TOTAL	VOTE %	
Kyle Hawkins	1,281	77.40%	
Total Votes Cast	1,281	77.40%	
Overvotes	0	0.00%	
Undervotes	374	22.60%	
Contest Totals	1,655	100.00%	
Precincts Reporting	4 of 4		

**REP Justice, Supreme Court, PI 8**

Vote For 1

	TOTAL	VOTE %	
Brett Busby	1,280	77.34%	
Total Votes Cast	1,280	77.34%	
Overvotes	0	0.00%	
Undervotes	375	22.66%	
Contest Totals	1,655	100.00%	
Precincts Reporting	4 of 4		

**REP Judge, Ct of Crim App, PI 3**

Vote For 1

	TOTAL	VOTE %	
Alison Fox	325	19.64%	
Lesli Fitzpatrick	281	16.98%	
Thomas Smith	310	18.73%	
Brent Coffee	313	18.91%	
Total Votes Cast	1,229	74.26%	
Overvotes	0	0.00%	
Undervotes	426	25.74%	
Contest Totals	1,655	100.00%	
Precincts Reporting	4 of 4		

**REP Judge, Ct of Crim App, PI 4**

Vote For 1

	TOTAL	VOTE %	
Kevin Patrick Yeary	1,255	75.83%	
Total Votes Cast	1,255	75.83%	
Overvotes	0	0.00%	
Undervotes	400	24.17%	
Contest Totals	1,655	100.00%	
Precincts Reporting	4 of 4		

Summary Results Report  
 TX Coleman County 260303 Primary Election 6110  
 March 3, 2026

OFFICIAL RESULTS  
 JOINT PRIMARY ELECTION  
 Coleman County

**REP Judge, Ct of Crim App, PI 9**

Vote For 1

	TOTAL	VOTE %	
John Messinger	948	57.28%	
Jennifer Balido	307	18.55%	
Total Votes Cast	1,255	75.83%	
Overvotes	0	0.00%	
Undervotes	400	24.17%	
Contest Totals	1,655	100.00%	
Precincts Reporting	4 of 4		

**REP State Senator, Dist 28**

Vote For 1

	TOTAL	VOTE %	
Charles Perry	1,301	78.61%	
Total Votes Cast	1,301	78.61%	
Overvotes	0	0.00%	
Undervotes	354	21.39%	
Contest Totals	1,655	100.00%	
Precincts Reporting	4 of 4		

**REP State Representative, Dist 72**

Vote For 1

	TOTAL	VOTE %	
Drew Darby	1,298	78.43%	
Total Votes Cast	1,298	78.43%	
Overvotes	0	0.00%	
Undervotes	357	21.57%	
Contest Totals	1,655	100.00%	
Precincts Reporting	4 of 4		

**REP Chief Justice, 15th Ct of App Dist.**

Vote For 1

	TOTAL	VOTE %	
Scott Brister	1,257	75.95%	
Total Votes Cast	1,257	75.95%	
Overvotes	0	0.00%	
Undervotes	398	24.05%	
Contest Totals	1,655	100.00%	
Precincts Reporting	4 of 4		

**REP Justice, 15th Ct of App Dist, PI 2**

Vote For 1

	TOTAL	VOTE %	
Scott K. Field	1,256	75.89%	
Total Votes Cast	1,256	75.89%	
Overvotes	0	0.00%	
Undervotes	399	24.11%	
Contest Totals	1,655	100.00%	
Precincts Reporting	4 of 4		

Summary Results Report  
 TX Coleman County 260303 Primary Election 6110  
 March 3, 2026

OFFICIAL RESULTS  
 JOINT PRIMARY ELECTION  
 Coleman County

**REP Justice, 15th Ct of App Dist, PI 3**

Vote For 1

	TOTAL	VOTE %	
April Farris	1,248	75.41%	
Total Votes Cast	1,248	75.41%	
Overvotes	0	0.00%	
Undervotes	407	24.59%	
Contest Totals	1,655	100.00%	
Precincts Reporting	4 of 4		

**REP Justice, 11th Ct of App Dist, PI 2**

Vote For 1

	TOTAL	VOTE %	
Bruce Williams	1,258	76.01%	
Total Votes Cast	1,258	76.01%	
Overvotes	0	0.00%	
Undervotes	397	23.99%	
Contest Totals	1,655	100.00%	
Precincts Reporting	4 of 4		

**REP County Judge**

Vote For 1

	TOTAL	VOTE %	
Billy D. Bledsoe	1,403	84.77%	
Total Votes Cast	1,403	84.77%	
Overvotes	0	0.00%	
Undervotes	252	15.23%	
Contest Totals	1,655	100.00%	
Precincts Reporting	4 of 4		

**REP District Clerk**

Vote For 1

	TOTAL	VOTE %	
Darlene Huddle	1,404	84.83%	
Total Votes Cast	1,404	84.83%	
Overvotes	0	0.00%	
Undervotes	251	15.17%	
Contest Totals	1,655	100.00%	
Precincts Reporting	4 of 4		

**REP County Clerk**

Vote For 1






	TOTAL	VOTE %	
Stacey Mendoza	1,446	87.37%	
Total Votes Cast	1,446	87.37%	
Overvotes	0	0.00%	
Undervotes	209	12.63%	
Contest Totals	1,655	100.00%	
Precincts Reporting	4 of 4		

Summary Results Report  
 TX Coleman County 260303 Primary Election 6110  
 March 3, 2026

OFFICIAL RESULTS  
 JOINT PRIMARY ELECTION  
 Coleman County






**REP County Treasurer**

Vote For 1

	TOTAL	VOTE %	
Jeana R. Farrow	1,393	84.17%	
Total Votes Cast	1,393	84.17%	
Overvotes	0	0.00%	
Undervotes	262	15.83%	
Contest Totals	1,655	100.00%	
Precincts Reporting	4 of 4		








**REP County Commissioner Pct 2**

Vote For 1

	TOTAL	VOTE %	
James (Jim) Rice	291	86.87%	
Total Votes Cast	291	86.87%	
Overvotes	0	0.00%	
Undervotes	44	13.13%	
Contest Totals	335	100.00%	
Precincts Reporting	1 of 1		








**REP County Commissioner Pct 4**

Vote For 1

	TOTAL	VOTE %	
Eric Elkin	298	55.39%	
Sharon Sneed Hicks	157	29.18%	
Dmitriy A. Uzun	54	10.04%	
Total Votes Cast	509	94.61%	
Overvotes	0	0.00%	
Undervotes	29	5.39%	
Contest Totals	538	100.00%	
Precincts Reporting	1 of 1		

**REP JOP**

Vote For 1

	TOTAL	VOTE %	
Cody Moore	432	26.10%	
Karen Langley	765	46.22%	
Rodney Allen Cole	345	20.85%	
Total Votes Cast	1,542	93.17%	
Overvotes	0	0.00%	
Undervotes	113	6.83%	
Contest Totals	1,655	100.00%	
Precincts Reporting	4 of 4		

Summary Results Report  
 TX Coleman County 260303 Primary Election 6110  
 March 3, 2026

OFFICIAL RESULTS  
 JOINT PRIMARY ELECTION  
 Coleman County

**REP Proposition 1**

Vote For 1

	TOTAL	VOTE %	
YES	1,435	86.71%	
NO	160	9.67%	
Total Votes Cast	1,595	96.37%	
Overvotes	0	0.00%	
Undervotes	60	3.63%	
Contest Totals	1,655	100.00%	
Precincts Reporting	4 of 4		

**REP Proposition 2**

Vote For 1

	TOTAL	VOTE %	
YES	1,511	91.30%	
NO	99	5.98%	
Total Votes Cast	1,610	97.28%	
Overvotes	0	0.00%	
Undervotes	45	2.72%	
Contest Totals	1,655	100.00%	
Precincts Reporting	4 of 4		

**REP Proposition 3**

Vote For 1

	TOTAL	VOTE %	
YES	1,165	70.39%	
NO	441	26.65%	
Total Votes Cast	1,606	97.04%	
Overvotes	0	0.00%	
Undervotes	49	2.96%	
Contest Totals	1,655	100.00%	
Precincts Reporting	4 of 4		

**REP Proposition 4**

Vote For 1

	TOTAL	VOTE %	
YES	1,387	83.81%	
NO	207	12.51%	
Total Votes Cast	1,594	96.31%	
Overvotes	0	0.00%	
Undervotes	61	3.69%	
Contest Totals	1,655	100.00%	
Precincts Reporting	4 of 4		

Summary Results Report  
 TX Coleman County 260303 Primary Election 6110  
 March 3, 2026

OFFICIAL RESULTS  
 JOINT PRIMARY ELECTION  
 Coleman County

**REP Proposition 5**

Vote For 1

	TOTAL	VOTE %	
YES	1,508	91.12%	<div style="width: 91.12%; background-color: #f0e68c;"></div>
NO	107	6.47%	<div style="width: 6.47%; background-color: #d3d3d3;"></div>
Total Votes Cast	1,615	97.58%	<div style="width: 97.58%; background-color: #f0e68c;"></div>
Overvotes	0	0.00%	<div style="width: 0.00%; background-color: #d3d3d3;"></div>
Undervotes	40	2.42%	<div style="width: 2.42%; background-color: #d3d3d3;"></div>
Contest Totals	1,655	100.00%	<div style="width: 100.00%; background-color: #f0e68c;"></div>
Precincts Reporting	4 of 4		

**REP Proposition 6**

Vote For 1

	TOTAL	VOTE %	
YES	1,477	89.24%	<div style="width: 89.24%; background-color: #f0e68c;"></div>
NO	126	7.61%	<div style="width: 7.61%; background-color: #d3d3d3;"></div>
Total Votes Cast	1,603	96.86%	<div style="width: 96.86%; background-color: #f0e68c;"></div>
Overvotes	0	0.00%	<div style="width: 0.00%; background-color: #d3d3d3;"></div>
Undervotes	52	3.14%	<div style="width: 3.14%; background-color: #d3d3d3;"></div>
Contest Totals	1,655	100.00%	<div style="width: 100.00%; background-color: #f0e68c;"></div>
Precincts Reporting	4 of 4		

**REP Proposition 7**

Vote For 1

	TOTAL	VOTE %	
YES	1,487	89.85%	<div style="width: 89.85%; background-color: #f0e68c;"></div>
NO	95	5.74%	<div style="width: 5.74%; background-color: #d3d3d3;"></div>
Total Votes Cast	1,582	95.59%	<div style="width: 95.59%; background-color: #f0e68c;"></div>
Overvotes	0	0.00%	<div style="width: 0.00%; background-color: #d3d3d3;"></div>
Undervotes	73	4.41%	<div style="width: 4.41%; background-color: #d3d3d3;"></div>
Contest Totals	1,655	100.00%	<div style="width: 100.00%; background-color: #f0e68c;"></div>
Precincts Reporting	4 of 4		

**REP Proposition 8**

Vote For 1

	TOTAL	VOTE %	
YES	1,540	93.05%	<div style="width: 93.05%; background-color: #f0e68c;"></div>
NO	70	4.23%	<div style="width: 4.23%; background-color: #d3d3d3;"></div>
Total Votes Cast	1,610	97.28%	<div style="width: 97.28%; background-color: #f0e68c;"></div>
Overvotes	0	0.00%	<div style="width: 0.00%; background-color: #d3d3d3;"></div>
Undervotes	45	2.72%	<div style="width: 2.72%; background-color: #d3d3d3;"></div>
Contest Totals	1,655	100.00%	<div style="width: 100.00%; background-color: #f0e68c;"></div>
Precincts Reporting	4 of 4		

Summary Results Report  
 TX Coleman County 260303 Primary Election 6110  
 March 3, 2026

OFFICIAL RESULTS  
 JOINT PRIMARY ELECTION  
 Coleman County

**REP Proposition 9**

Vote For 1

	TOTAL	VOTE %	
YES	1,302	78.67%	
NO	277	16.74%	
Total Votes Cast	1,579	95.41%	
Overvotes	0	0.00%	
Undervotes	76	4.59%	
Contest Totals	1,655	100.00%	
Precincts Reporting	4 of 4		

**REP Proposition 10**

Vote For 1

	TOTAL	VOTE %	
YES	1,492	90.15%	
NO	67	4.05%	
Total Votes Cast	1,559	94.20%	
Overvotes	0	0.00%	
Undervotes	96	5.80%	
Contest Totals	1,655	100.00%	
Precincts Reporting	4 of 4		

**DEM US Senator**

Vote For 1

	TOTAL	VOTE %	
Ahmad R. Hassan	5	3.45%	
James Talarico	86	59.31%	
Jasmine Crockett	51	35.17%	
Total Votes Cast	142	97.93%	
Overvotes	0	0.00%	
Undervotes	3	2.07%	
Contest Totals	145	100.00%	
Precincts Reporting	4 of 4		

**DEM US Representative, District 11**

Vote For 1














	TOTAL	VOTE %	
Pedro (Pete) Ruiz	48	33.10%	
Claire Reynolds	79	54.48%	
Total Votes Cast	127	87.59%	
Overvotes	0	0.00%	
Undervotes	18	12.41%	
Contest Totals	145	100.00%	
Precincts Reporting	4 of 4		

Summary Results Report  
 TX Coleman County 260303 Primary Election 6110  
 March 3, 2026

OFFICIAL RESULTS  
 JOINT PRIMARY ELECTION  
 Coleman County








**DEM Governor**

Vote For 1

	TOTAL	VOTE %	
Bobby Cole	23	15.86%	
Carlton W. Hart	3	2.07%	
Angela "TiaAngie" Villescaz	10	6.90%	
Gina Hinojosa	76	52.41%	
Jose Navarro Balbuena	4	2.76%	
Patricia Abrego	5	3.45%	
Chris Bell	7	4.83%	
Andrew White	6	4.14%	
Zach Vance	3	2.07%	
Total Votes Cast	137	94.48%	
Overvotes	0	0.00%	
Undervotes	8	5.52%	
Contest Totals	145	100.00%	
Precincts Reporting	4 of 4		








**DEM Lieutenant Governor**

Vote For 1

	TOTAL	VOTE %	
Courtney Head	37	25.52%	
Vikki Goodwin	60	41.38%	
Marcos Isaias Velez	31	21.38%	
Total Votes Cast	128	88.28%	
Overvotes	0	0.00%	
Undervotes	17	11.72%	
Contest Totals	145	100.00%	
Precincts Reporting	4 of 4		

**DEM Attorney General**

Vote For 1

	TOTAL	VOTE %	
Joe Jaworski	43	29.66%	
Anthony "Tony" Box	33	22.76%	
Nathan Johnson	53	36.55%	
Total Votes Cast	129	88.97%	
Overvotes	0	0.00%	
Undervotes	16	11.03%	
Contest Totals	145	100.00%	
Precincts Reporting	4 of 4		

Summary Results Report  
 TX Coleman County 260303 Primary Election 6110  
 March 3, 2026

OFFICIAL RESULTS  
 JOINT PRIMARY ELECTION  
 Coleman County

**DEM Comptroller of Public Accounts**

Vote For 1

	TOTAL	VOTE %	
Michael Lange	39	26.90%	
Savant Moore	14	9.66%	
Sarah Eckhardt	72	49.66%	
Total Votes Cast	125	86.21%	
Overvotes	0	0.00%	
Undervotes	20	13.79%	
Contest Totals	145	100.00%	
Precincts Reporting	4 of 4		

**DEM Commissioner of the General Land Office**

Vote For 1

	TOTAL	VOTE %	
Benjamin Flores	66	45.52%	
Jose Loya	55	37.93%	
Total Votes Cast	121	83.45%	
Overvotes	0	0.00%	
Undervotes	24	16.55%	
Contest Totals	145	100.00%	
Precincts Reporting	4 of 4		

**DEM Commissioner of Agriculture**

Vote For 1

	TOTAL	VOTE %	
Clayton Tucker	121	83.45%	
Total Votes Cast	121	83.45%	
Overvotes	0	0.00%	
Undervotes	24	16.55%	
Contest Totals	145	100.00%	
Precincts Reporting	4 of 4		

**DEM Railroad Commissioner**

Vote For 1

	TOTAL	VOTE %	
Jon Rosenthal	114	78.62%	
Total Votes Cast	114	78.62%	
Overvotes	0	0.00%	
Undervotes	31	21.38%	
Contest Totals	145	100.00%	
Precincts Reporting	4 of 4		

Summary Results Report  
 TX Coleman County 260303 Primary Election 6110  
 March 3, 2026

OFFICIAL RESULTS  
 JOINT PRIMARY ELECTION  
 Coleman County

**DEM Chief Justice, Supreme Court**

Vote For 1

	TOTAL	VOTE %	
Cory L. Carlyle	35	24.14%	
Maggie Ellis	85	58.62%	
Total Votes Cast	120	82.76%	
Overvotes	0	0.00%	
Undervotes	25	17.24%	
Contest Totals	145	100.00%	
Precincts Reporting	4 of 4		

**DEM Justice, Supreme Court, PI 2 Unexp**

Vote For 1

	TOTAL	VOTE %	
Chari Kelly	109	75.17%	
Total Votes Cast	109	75.17%	
Overvotes	0	0.00%	
Undervotes	36	24.83%	
Contest Totals	145	100.00%	
Precincts Reporting	4 of 4		

**DEM Justice, Supreme Court, PI 7**

Vote For 1

	TOTAL	VOTE %	
Gordon Goodman	36	24.83%	
Kristen Hawkins	85	58.62%	
Total Votes Cast	121	83.45%	
Overvotes	0	0.00%	
Undervotes	24	16.55%	
Contest Totals	145	100.00%	
Precincts Reporting	4 of 4		

**DEM Justice, Supreme Court, PI 8**

Vote For 1

	TOTAL	VOTE %	
Gisela D. Triana	111	76.55%	
Total Votes Cast	111	76.55%	
Overvotes	0	0.00%	
Undervotes	34	23.45%	
Contest Totals	145	100.00%	
Precincts Reporting	4 of 4		

**DEM Judge, Ct of Crim App, PI 3**

Vote For 1

	TOTAL	VOTE %	
Okey Anyiam	111	76.55%	
Total Votes Cast	111	76.55%	
Overvotes	0	0.00%	
Undervotes	34	23.45%	
Contest Totals	145	100.00%	
Precincts Reporting	4 of 4		

Summary Results Report  
 TX Coleman County 260303 Primary Election 6110  
 March 3, 2026

OFFICIAL RESULTS  
 JOINT PRIMARY ELECTION  
 Coleman County

**DEM Judge, Ct of Crim App, PI 4**

Vote For 1

	TOTAL	VOTE %	
Audra Riley	113	77.93%	
Total Votes Cast	113	77.93%	
Overvotes	0	0.00%	
Undervotes	32	22.07%	
Contest Totals	145	100.00%	
Precincts Reporting	4 of 4		

**DEM Judge, Ct of Crim App, PI 9**

Vote For 1

	TOTAL	VOTE %	
Holly Taylor	110	75.86%	
Total Votes Cast	110	75.86%	
Overvotes	0	0.00%	
Undervotes	35	24.14%	
Contest Totals	145	100.00%	
Precincts Reporting	4 of 4		

**DEM State Senator, Dist 28**

Vote For 1

	TOTAL	VOTE %	
Riley Rodriguez	114	78.62%	
Total Votes Cast	114	78.62%	
Overvotes	0	0.00%	
Undervotes	31	21.38%	
Contest Totals	145	100.00%	
Precincts Reporting	4 of 4		

**DEM State Representative, Dist 72**

Vote For 1

	TOTAL	VOTE %	
Shiloh Salazar	112	77.24%	
Total Votes Cast	112	77.24%	
Overvotes	0	0.00%	
Undervotes	33	22.76%	
Contest Totals	145	100.00%	
Precincts Reporting	4 of 4		

**DEM Chief Justice, 15th Ct of App Dist.**

Vote For 1

	TOTAL	VOTE %	
Jerry Zimmerer	107	73.79%	
Total Votes Cast	107	73.79%	
Overvotes	0	0.00%	
Undervotes	38	26.21%	
Contest Totals	145	100.00%	
Precincts Reporting	4 of 4		

Summary Results Report  
 TX Coleman County 260303 Primary Election 6110  
 March 3, 2026

OFFICIAL RESULTS  
 JOINT PRIMARY ELECTION  
 Coleman County

**DEM Justice, 15th Ct of App Dist, PI 2**

Vote For 1

	TOTAL	VOTE %	
Tom Baker	106	73.10%	
Total Votes Cast	106	73.10%	
Overvotes	0	0.00%	
Undervotes	39	26.90%	
Contest Totals	145	100.00%	
Precincts Reporting	4 of 4		

**DEM Justice, 15th Ct of App Dist, PI 3**

Vote For 1

	TOTAL	VOTE %	
Marc M. Meyer	107	73.79%	
Total Votes Cast	107	73.79%	
Overvotes	0	0.00%	
Undervotes	38	26.21%	
Contest Totals	145	100.00%	
Precincts Reporting	4 of 4		

**DEM Proposition #1**

Vote For 1

	TOTAL	VOTE %	
Yes	133	91.72%	
No	7	4.83%	
Total Votes Cast	140	96.55%	
Overvotes	0	0.00%	
Undervotes	5	3.45%	
Contest Totals	145	100.00%	
Precincts Reporting	4 of 4		

**DEM Proposition #2**

Vote For 1

	TOTAL	VOTE %	
Yes	133	91.72%	
No	2	1.38%	
Total Votes Cast	135	93.10%	
Overvotes	0	0.00%	
Undervotes	10	6.90%	
Contest Totals	145	100.00%	
Precincts Reporting	4 of 4		

Summary Results Report  
 TX Coleman County 260303 Primary Election 6110  
 March 3, 2026

OFFICIAL RESULTS  
 JOINT PRIMARY ELECTION  
 Coleman County

**DEM Proposition #3**

Vote For 1

	TOTAL	VOTE %	
Yes	140	96.55%	<div style="width: 96.55%; background-color: #f1c232;"></div>
No	5	3.45%	<div style="width: 3.45%; background-color: #a6a6a6;"></div>
Total Votes Cast	145	100.00%	<div style="width: 100.00%; background-color: #f1c232;"></div>
Overvotes	0	0.00%	<div style="width: 0.00%; background-color: #a6a6a6;"></div>
Undervotes	0	0.00%	<div style="width: 0.00%; background-color: #a6a6a6;"></div>
Contest Totals	145	100.00%	<div style="width: 100.00%; background-color: #f1c232;"></div>
Precincts Reporting	4 of 4		

**DEM Proposition #4**

Vote For 1

	TOTAL	VOTE %	
Yes	138	95.17%	<div style="width: 95.17%; background-color: #f1c232;"></div>
No	5	3.45%	<div style="width: 3.45%; background-color: #a6a6a6;"></div>
Total Votes Cast	143	98.62%	<div style="width: 98.62%; background-color: #f1c232;"></div>
Overvotes	0	0.00%	<div style="width: 0.00%; background-color: #a6a6a6;"></div>
Undervotes	2	1.38%	<div style="width: 1.38%; background-color: #a6a6a6;"></div>
Contest Totals	145	100.00%	<div style="width: 100.00%; background-color: #f1c232;"></div>
Precincts Reporting	4 of 4		

**DEM Proposition #5**

Vote For 1

	TOTAL	VOTE %	
Yes	131	90.34%	<div style="width: 90.34%; background-color: #f1c232;"></div>
No	9	6.21%	<div style="width: 6.21%; background-color: #a6a6a6;"></div>
Total Votes Cast	140	96.55%	<div style="width: 96.55%; background-color: #f1c232;"></div>
Overvotes	0	0.00%	<div style="width: 0.00%; background-color: #a6a6a6;"></div>
Undervotes	5	3.45%	<div style="width: 3.45%; background-color: #a6a6a6;"></div>
Contest Totals	145	100.00%	<div style="width: 100.00%; background-color: #f1c232;"></div>
Precincts Reporting	4 of 4		

**DEM Proposition #6**

Vote For 1

	TOTAL	VOTE %	
Yes	131	90.34%	<div style="width: 90.34%; background-color: #f1c232;"></div>
No	10	6.90%	<div style="width: 6.90%; background-color: #a6a6a6;"></div>
Total Votes Cast	141	97.24%	<div style="width: 97.24%; background-color: #f1c232;"></div>
Overvotes	0	0.00%	<div style="width: 0.00%; background-color: #a6a6a6;"></div>
Undervotes	4	2.76%	<div style="width: 2.76%; background-color: #a6a6a6;"></div>
Contest Totals	145	100.00%	<div style="width: 100.00%; background-color: #f1c232;"></div>
Precincts Reporting	4 of 4		

Summary Results Report  
 TX Coleman County 260303 Primary Election 6110  
 March 3, 2026

OFFICIAL RESULTS  
 JOINT PRIMARY ELECTION  
 Coleman County

**DEM Proposition #7**

Vote For 1

	TOTAL	VOTE %	
Yes	141	97.24%	
No	0	0.00%	
Total Votes Cast	141	97.24%	
Overvotes	0	0.00%	
Undervotes	4	2.76%	
Contest Totals	145	100.00%	
Precincts Reporting	4 of 4		

**DEM Proposition #8**

Vote For 1

	TOTAL	VOTE %	
Yes	104	71.72%	
No	32	22.07%	
Total Votes Cast	136	93.79%	
Overvotes	0	0.00%	
Undervotes	9	6.21%	
Contest Totals	145	100.00%	
Precincts Reporting	4 of 4		

**DEM Proposition #9**

Vote For 1

	TOTAL	VOTE %	
Yes	127	87.59%	
No	11	7.59%	
Total Votes Cast	138	95.17%	
Overvotes	0	0.00%	
Undervotes	7	4.83%	
Contest Totals	145	100.00%	
Precincts Reporting	4 of 4		

**DEM Proposition #10**

Vote For 1

	TOTAL	VOTE %	
Yes	134	92.41%	
No	4	2.76%	
Total Votes Cast	138	95.17%	
Overvotes	0	0.00%	
Undervotes	7	4.83%	
Contest Totals	145	100.00%	
Precincts Reporting	4 of 4		

Summary Results Report  
 TX Coleman County 260303 Primary Election 6110  
 March 3, 2026

OFFICIAL RESULTS  
 JOINT PRIMARY ELECTION  
 Coleman County

**DEM Proposition #11**

Vote For 1

	TOTAL	VOTE %	
Yes	130	89.66%	<div style="width: 89.66%; background-color: #f1c40f;"></div>
No	10	6.90%	<div style="width: 6.90%; background-color: #95a5a6;"></div>
Total Votes Cast	140	96.55%	<div style="width: 96.55%; background-color: #f1c40f;"></div>
Overvotes	0	0.00%	<div style="width: 0.00%; background-color: #95a5a6;"></div>
Undervotes	5	3.45%	<div style="width: 3.45%; background-color: #95a5a6;"></div>
Contest Totals	145	100.00%	<div style="width: 100.00%; background-color: #f1c40f;"></div>
Precincts Reporting	4 of 4		

**DEM Proposition #12**

Vote For 1

	TOTAL	VOTE %	
Yes	135	93.10%	<div style="width: 93.10%; background-color: #f1c40f;"></div>
No	5	3.45%	<div style="width: 3.45%; background-color: #95a5a6;"></div>
Total Votes Cast	140	96.55%	<div style="width: 96.55%; background-color: #f1c40f;"></div>
Overvotes	0	0.00%	<div style="width: 0.00%; background-color: #95a5a6;"></div>
Undervotes	5	3.45%	<div style="width: 3.45%; background-color: #95a5a6;"></div>
Contest Totals	145	100.00%	<div style="width: 100.00%; background-color: #f1c40f;"></div>
Precincts Reporting	4 of 4		

**DEM Proposition #13**

Vote For 1

	TOTAL	VOTE %	
Yes	133	91.72%	<div style="width: 91.72%; background-color: #f1c40f;"></div>
No	8	5.52%	<div style="width: 5.52%; background-color: #95a5a6;"></div>
Total Votes Cast	141	97.24%	<div style="width: 97.24%; background-color: #f1c40f;"></div>
Overvotes	0	0.00%	<div style="width: 0.00%; background-color: #95a5a6;"></div>
Undervotes	4	2.76%	<div style="width: 2.76%; background-color: #95a5a6;"></div>
Contest Totals	145	100.00%	<div style="width: 100.00%; background-color: #f1c40f;"></div>
Precincts Reporting	4 of 4		